
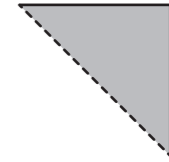




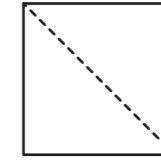
Instruções



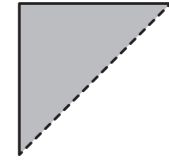
Um papel com formato quadrangular



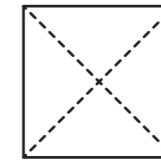
Dobrar ao meio



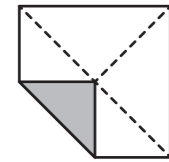
Desdobre o papel



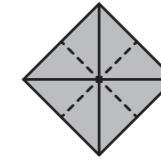
Faça igual no outro lado



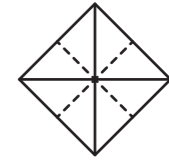
Desdobre o papel de novo



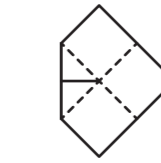
Dobre os quatro cantos para o centro do quadrado




O papel deve ficar assim



Vire o papel de forma a que as dobras fiquem viradas para baixo



Dobre os cantos para o centro do papel



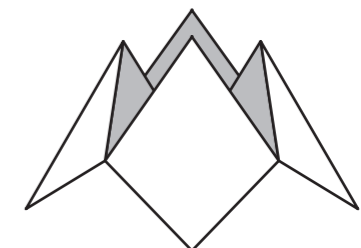
O papel deve ficar assim



Vinque o papel horizontal e verticalmente



Insira dos dedos (indicador e polegar) por dentro das abas



Fica assim